

# THE DIVIDEND TIMES



## Divi-X Index Breakdown

For the month ending:

July-2017

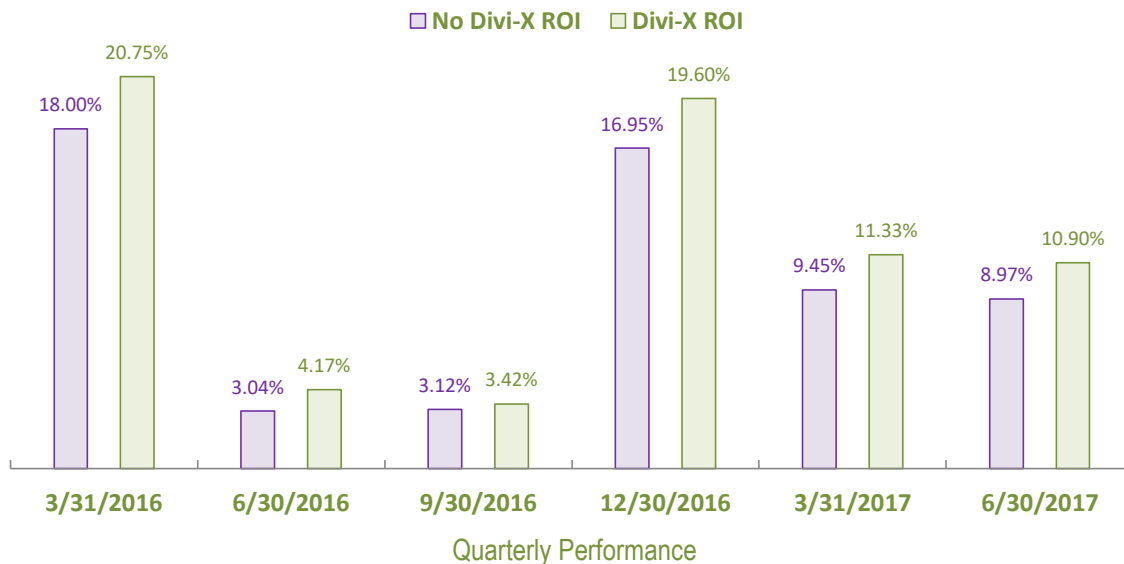
[www.TheDividendTimes.com](http://www.TheDividendTimes.com)

Figures are from Chapter 2 of "The Dividend Times: An Introduction to The "Divi-X" System" updated daily

In 'The Dividend Times: An Introduction to The "Divi-X" System,' we showcased several scenarios using the "Divi-X" system on 29 out of the 30 Dow stocks that paid dividends at the time of writing (Cisco didn't pay dividends). Chapter 2 focused on the most conservative approach featured in the book and we continue to track the results today. In other words, these are the results of the "lowest" performing use of the "Divi-X" System in the book.

## Using "Divi-X" Compared to 'All Cash'

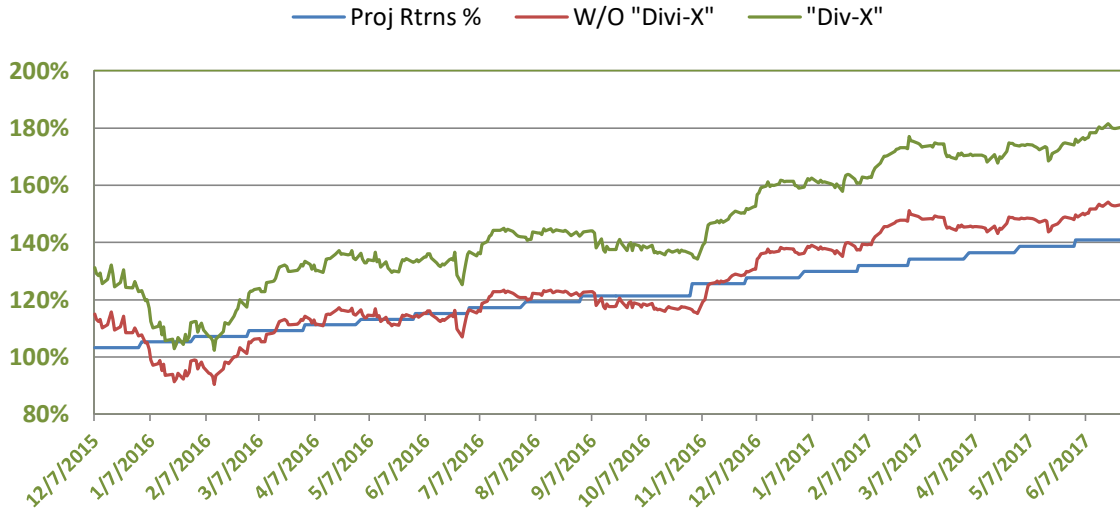
Since Inception 2009



The "Divi-X" Index is currently outperforming 'All Cash' by

26.91%

In other words, if you made the same investments using all cash, your performance would be trailing the "Divi-X" performance by that much.

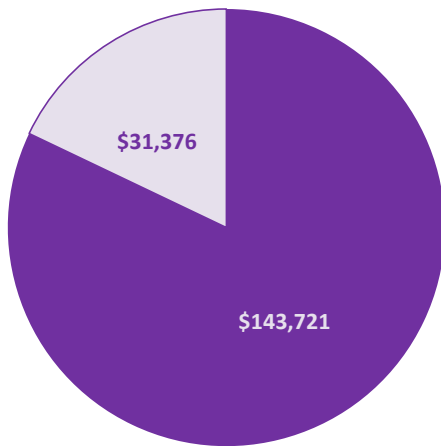


The average "Divi-X" Outperformance over 'All Cash' is:

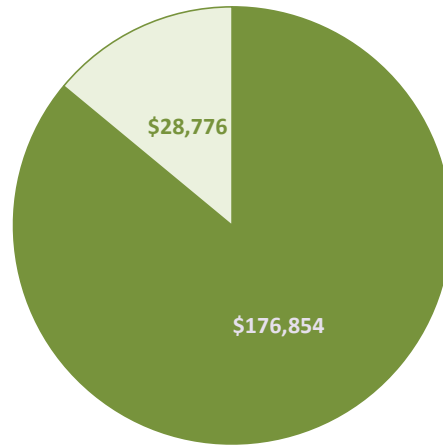
41.86%

### Total Returns Since Divi-X Inception 2009\*

Without Divi-X



"Divi-X"



■ Capital Apprec. □ Cumulative Dividends

■ Capital Apprec. □ Cumulative Dividends

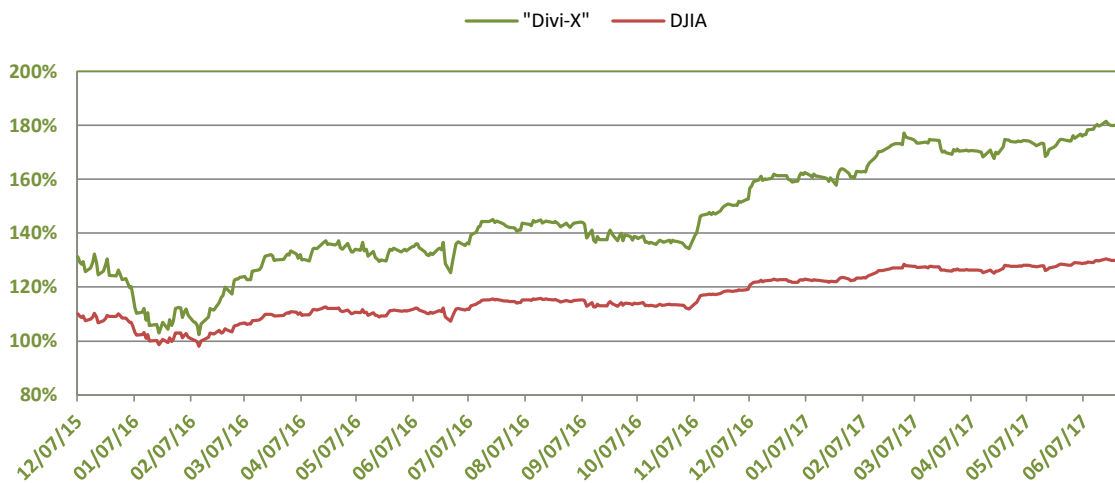
**\$175,097.04**

**\$205,630.22**

\*Results are based on 100 shares of each dividend paying stock in the DOW since 2009. Dividends are 'NOT' reinvested.

Divi-X Individual Returns Since Inception June 2009

	"Divi-X"	Without		"Divi-X"	Without		"Divi-X"	Without
AXP	↑326.15%	↓271.83%	INTC	↓21.83%	↑24.68%	PG	↑74.00%	↓67.72%
BA	↑443.24%	↓351.70%	JNJ	↑161.84%	↓135.37%	T	↑174.67%	↓116.76%
CAT	↑388.27%	↓274.80%	JPM	↑127.00%	↓124.53%	TRV	↑209.49%	↓178.11%
CVX	↑114.28%	↓96.45%	KO	↑114.15%	↓98.67%	UNH	↑604.32%	↓542.66%
DD	↑455.81%	↓276.96%	MCD	↑175.69%	↓148.25%	UTX	↑90.22%	↓83.18%
DIS	↑228.03%	↓205.63%	MMM	↑363.83%	↓291.33%	V	↑349.62%	↓327.69%
GE	↑206.62%	↓171.52%	MRK	↑144.16%	↓115.43%	VZ	↑156.15%	↓106.83%
GS	↑63.05%	↓62.05%	MSFT	↑159.70%	↓146.71%	WMT	↑64.84%	↓61.70%
HD	↑796.84%	↓606.37%	NKE	↑571.86%	↓523.15%	XOM	↓38.98%	↑40.30%
IBM	↓39.75%	↑40.27%	PFE	↑183.25%	↓143.16%	Average	↑236.13%	↓194.27%



The "Divi-X" Index is currently comprised of 29 out of 30 stocks from the Dow Jones Industrial Average. You can see that not only is "Divi-X"s 29 Dow stocks outperforming the DJIA 30 stocks (that's without the benefit of Apple's stellar performance), it is also outperforming the S&P 500 as well.

"Divi-X"s greatest outperformance (not performance) is currently:

190.47%

And "Divi-X"s lowest underperformance (not performance) is currently:

-2.85%

With an average outperformance of:

41.86%

■ "Divi-X" Outperformance by Security



Percentage of "Divi-X" Securities Outperforming 'All Cash':

89.66% of 29

Despite the small number of underperformers, this is the percentage of stocks in the "Divi-X" portfolio in the red:

0.00%

Total amount of "Divi-X" losses from securities in the red:

\$0.00

Total amount of "Divi-X" realized/unrealized gains:

\$205,630.22

Total amount of realized/unrealized gains using 'All Cash'

\$175,097.04

"Divi-X" returns currently outperform 'Without' by:

\$30,533.18

or: 26.91%

## Leverage Statistics for "Divi-X"

Original Cash Investment back in 2009 was: \$ 113,470.12

The Original Levered (margin) amount was: \$ 25,366.68

The Original Levered Percentage amount was: 22.36%

The Current Levered (margin) amount is: \$ 14,105.63

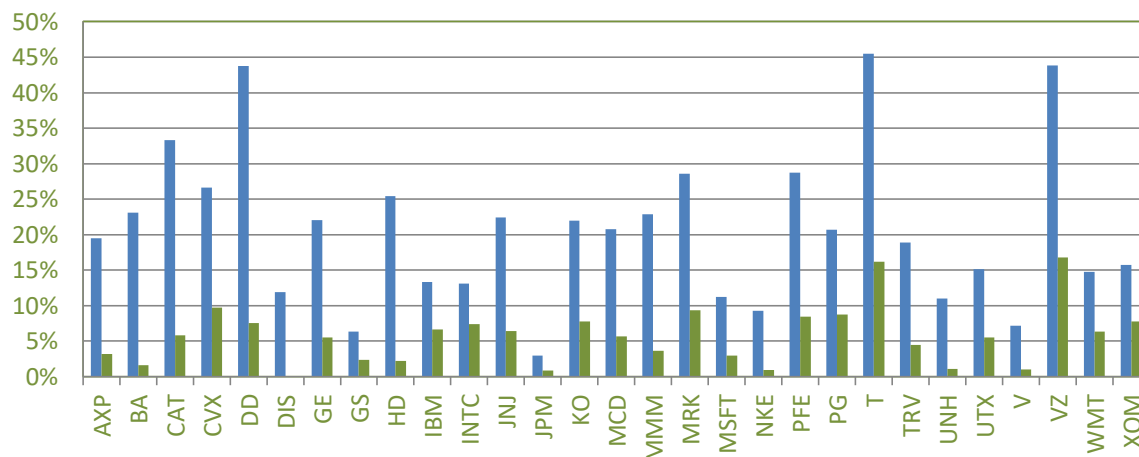
The Current Levered Percentage amount is: 4.47%

The Current Return on Levered Amount is: 120.37%

### Leverage Percentages

	Then	Now	Then	Now	Then	Now		
AXP	↑ 19.48%	↓ 3.18%	INTC	↑ 13.09%	↓ 7.39%	PG	↑ 20.67%	↓ 8.75%
BA	↑ 23.12%	↓ 1.64%	JNJ	↑ 22.40%	↓ 6.46%	T	↑ 45.48%	↓ 16.18%
CAT	↑ 33.28%	↓ 5.82%	JPM	↑ 2.97%	↓ 0.87%	TRV	↑ 18.92%	↓ 4.50%
CVX	↑ 26.64%	↓ 9.71%	KO	↑ 21.96%	↓ 7.76%	UNH	↑ 11.00%	↓ 1.07%
DD	↑ 43.79%	↓ 7.56%	MCD	↑ 20.78%	↓ 5.68%	UTX	↑ 15.12%	↓ 5.51%
DIS	↑ 11.88%	↓ 0.00%	MMM	↑ 22.91%	↓ 3.65%	V	↑ 7.17%	↓ 1.02%
GE	↑ 22.04%	↓ 5.51%	MRK	↑ 28.58%	↓ 9.38%	VZ	↑ 43.83%	↓ 16.83%
GS	↑ 6.36%	↓ 2.35%	MSFT	↑ 11.20%	↓ 2.98%	WMT	↑ 14.79%	↓ 6.32%
HD	↑ 25.41%	↓ 2.18%	NKE	↑ 9.31%	↓ 0.91%	XOM	↑ 15.76%	↓ 7.75%
IBM	↑ 13.33%	↓ 6.68%	PFE	↑ 28.71%	↓ 8.48%	Average	↑ 20.69%	↓ 5.73%

■ Orig. Lev. %   ■ Current Lev. %



# "Divi-X" Yield Statistics

The "Divi-X" Index 'Yield on Cost' is outperforming the 'All Cash' 'YOC' by:

0.63%

The average "Divi-X" Yield is:

6.65%

The maximum "Divi-X" Yield is:

18.64%

Max 'All Cash' Yield is:

15.08%

The minimum "Divi-X" Yield is:

1.87%

Min 'All Cash' Yield is:

2.04%

## Divi-X Individual Yield Percentages

	"Divi-X"	Without		"Divi-X"	Without		"Divi-X"	Without
AXP	↑ 5.33%	↓ 5.19%	INTC	↓ 3.17%	↑ 3.40%	PG	↓ 4.31%	↑ 4.44%
BA	↑ 13.86%	↓ 11.73%	JNJ	↑ 5.31%	↓ 5.23%	T	↑ 11.09%	↓ 8.15%
CAT	↑ 11.41%	↓ 9.15%	JPM	↓ 4.44%	↑ 4.45%	TRV	↑ 5.36%	↓ 5.28%
CVX	↑ 6.97%	↓ 6.35%	KO	↑ 5.71%	↓ 5.54%	UNH	↑ 8.66%	↓ 8.25%
DD	↑ 7.22%	↓ 6.09%	MCD	↑ 5.43%	↓ 5.33%	UTX	↓ 3.27%	↑ 3.52%
DIS	↑ 4.81%	↓ 4.23%	MMM	↑ 8.89%	↓ 7.92%	V	↓ 2.77%	↑ 2.93%
GE	↑ 8.87%	↓ 7.93%	MRK	↑ 5.45%	↓ 5.30%	VZ	↑ 10.39%	↓ 7.99%
GS	↓ 1.87%	↑ 2.04%	MSFT	↑ 5.05%	↓ 5.04%	WMT	↓ 3.54%	↑ 3.74%
HD	↑ 18.64%	↓ 15.08%	NKE	↓ 3.57%	↑ 3.70%	XOM	↓ 4.28%	↑ 4.33%
IBM	↓ 4.57%	↑ 4.62%	PFE	↑ 8.75%	↓ 7.66%	Average	↑ 6.65%	↓ 6.02%

Number of "Divi-X" Yields outperforming 'All Cash':

19 of 29

Percentage of "Divi-X" Yields outperforming 'All Cash':

65.52%


Come back monthly and check our progress. You will see the "Divi-X" red arrows disappearing quickly as the "Divi-X" yields will now quickly surpass the 'All Cash' yields and widen their spread month, after month, after month.

## Notes

Sept. 2016 - Converted all associated amortizations for all securities to "Fixed Pmt."

Sept. 2016 - Changed margin rate to 8% from 7.75% for all securities.

Jan. 2017 - Changed margin rate to 8.25% from 8% for all securities.



Available on  
**amazon**

## THE DIVIDEND TIMES

An Introduction to The "Divi-X" System

*"Use History's Greatest Wealth-Builder in Your Portfolio"*

## THE DIVIDEND TIMES

The "Divi-X" System Workbook

*"Track Your "Divi-X" Returns Easily with the "Divi-X" System Workbook"*

Only \$5 with book purchase!



Available for secure download @ Gumroad.com. [Click here to learn more.](#)

